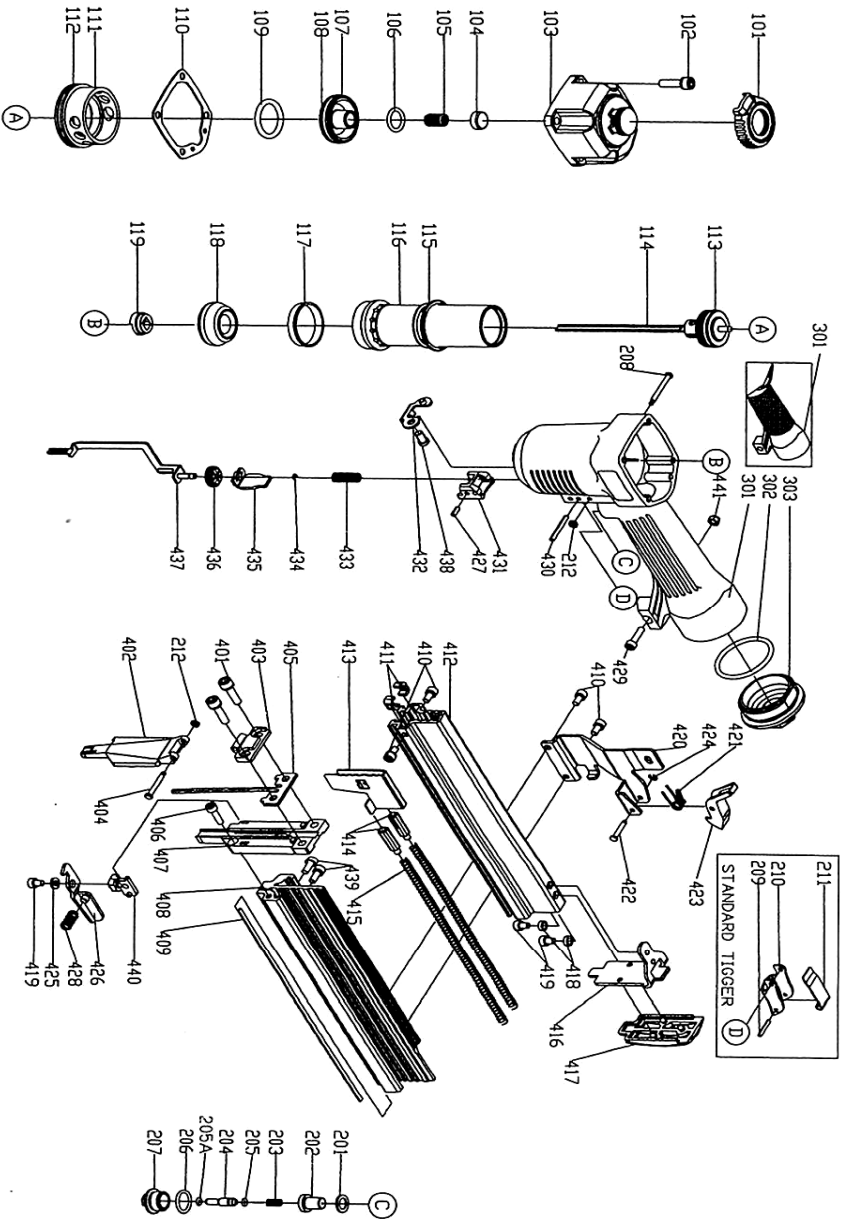


DIAGRAM OF K90GN50B



04/2011

Ersatzteilliste für *Green Line-EZ* Combi-Nagler Mod. K90GN50B

ITEM NO.	PART NO.	DESCRIPTION	ITEM NO.	PART NO.	DESCRIPTION	ITEM NO.	PART NO.	DESCRIPTION
101	11371-0394701-3	DEFLECTOR	302	2041109-04080-0	O - RING	432	11305-0804702-1	STOPPER
102	2040100-03030-0	BOLT ASSY	303	11346-0014706-1	END CAP	433	11319-3014701-1	SPRING
103	11389-0934301-2	CAP	401	2040100-03030-2	BOLT ASSY	434	1131C-0684701-1	RING
104	11370-0010003-1	SEAL	402	11352-0904701-2	DRIVER GUIDE COVER A	435	11332-2804701-1	SAFETY B
105	11360-0010001-3	COMPRESSION SPRING	403	11353-0804701-1	DRIVER GUIDE COVER B	436	11383-2804701-1	ADJUST AXIE
106	2041108-02020-0	O - RING	404	11324-0264701-1	FIXED PIN	437	11331-2804701-1	SAFETY A
107	11368-0010006-1	HD VALVE PISTON	405	11344-0804701-1	SPRING	438	2040102-03070-0	HALF ROUND HD HEX BOLT
108	2041108-04010-0	O - RING	406	2040101-02070-0	HEX SOC HD BOLT	439	2040100-02050-0	BOLT ASSY
109	2041108-03120-0	O - RING	407	11303-0804701-2	DRIVER GUIDE	440	1131F-2804701-1	ANCHOR BLOCK
110	11324-0010001-2	PACKING	408	11388-0804701-1	MAGAZINE A	441	2040500-02010-0	LOCK NUT
111	11399-0010002-1	COLLAR	409	11377-0014701-1	FLAT BAR			
112	2041109-05020-0	O - RING	410	2040100-02040-0	BOLT ASSY			
113	2041108-03010-0	O - RING	411	1133K-0024701-1	STOPPER			
114	11204-0800002-3	DRIVER UNIT	412	11391-0804701-1	MAGAZINE B			
115	2041104-03010-0	O - RING	413	11363-0804701-1	PUSHER			
116	11320-0680001-2	CYLINDER	414	11378-074101-1	SHAFT			
117	11322-0010001-1	CYLINDER RING	415	11387-0020001-1	PUSHER SPRING			
118	11327-0390001-1	BUMPER	416	11347-0804701-1	REAR PLATE			
119	11301-0010001-2	JOINT GUIDE	417	11390-0804701-1	PROTECTING HOOD COVER			
201	11338-0010001-1	SEAL	418	11381-0024701-1	WASHER			
202	11373-0010002-2	TRIGGER VALVE HEAD	419	2040101-02020-0	HEX SOC HD BOLT			
203	1133U-0014701-1	SPRING	420	11323-0804701-1	BRACKET			
204	11375-0014702-1	TRIGGER VALVE STEM	421	11315-0154701-1	SPRING			
205	2041102-01030-0	O - RING	422	11344-0024701-1	LATCH PIN			
205A	2041102-01031-0	O - RING	423	11343-0154701-1	LATCH			
206	2041105-02010-0	O - RING	424	2040302-22010-0	E - RING			
207	11374-0014702-1	TRIGGER VALVE GUIDE	425	2040202-02010-0	FLAT WASHER			
208	11318-0464701-1	TRIGGER PIVOT PIN	426	1135Y-0804701-1	LATCH			
209	2040400-04080-0	SPRING PIN	427	2040400-05040-0	SPRING PIN			
210	11316-084701-1	TRIGGER	428	11313-0394701-1	LOCK SPRING			
211	1131S-0014701-1	SAFETY	429	2040101-02080-0	HEX SOC HD BOLT			
212	1131D-0460001-1	URETHANE RETAINER	430	2040400-05130-0	SPRING PIN			
301	11230-0010001-1	GUN BODY UNIT	431	11338-0804701-1	SAFETY GUIDE			

2009.04.22

K90GN50B

Anlage zur allgemeinen Betriebsanleitung

Green Line - EZ

Druckluft-Combi-Nagler Mod. COMBI K90GN50B

für GL- EZ Stifte F18 mit Kopf mit Draht-Ø: 1,05x1,25 mm, Kb.: 1,9 mm
 Längen: 19 - 50 mm
 und Green Line - EZ Klammern Type 90 mit Draht-Ø: 1,05x1,25 mm,
 Längen: 19 - 40 mm, Rückenbreite: 5,7 mm,

Technische Daten:

Gewicht: 1,39 kg
 Abmessungen: 248 x 54 x 247,5 mm
 Arbeitsdruck: 4 - 7 bar
 Erf. Schlauch-Innendurchmesser: mind. 9 mm

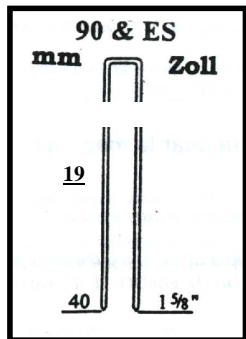
Besondere Ausstattungsmerkmale:

- * SL-Magazin, seitlich zu laden
- * schlankes Nasenstück
- * Schnellentstörung
- * verstellbare Eintreibtiefe
- * verstellbarer Luftabweiser

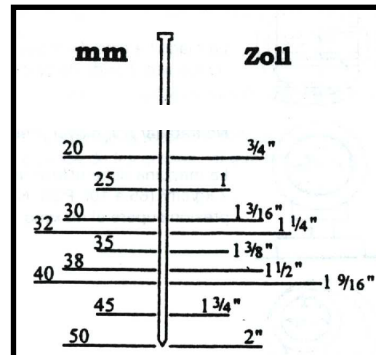
Anwendungsgebiete:

- * Türverblendungen
- * Türzargen
- * Sockelleisten
- * Wandverkleidungen
- * Fensterverblendungen
- * Deckenabschlußleisten

Klammern:



Stifte:



Technical data K90GN50B

Model number	: K90GN50B	ORIGINAL LANGUAGE
Type of tool	: Nailer/Stapler	
Dimension	: 248x54x247.5 mm	
Weight of tool	: 1.39Kg	
Compressed air		
Maximum permissible operating pressure	: 8 bar	
Recommended operating pressure	: 5 - 8 bar	
Air consumption per driving operation	: 0.66 litres at 7 bar operating pressure	
Noise characteristic values in accordance with EN 12549+A1:2008		
A-weighted sound pressure level at workstation	: 80.5 dB	
A-weighted sound power level	: 93.5 dB	
Peak C-weighted instantaneous sound pressure level at workstation	: < 130 dB	
Vibration value according to ISO 8662-11+A1:2001	: 2.21 m/s ²	
Measurement uncertainty (Standard)	: 1.11 m/s ²	
Recommended lubrications	: Air drill oil 20#	
Fastener specifications (mm)	: Nails: 1.25 x 1.00 (18 gauge)	
	Length: 15-50mm	
	Staples: 1.25 x 1.00 (18 gauge), Crown: 5.8mm	
	Length 16 - 40mm	
Accessories	: 3 & 4 mm wrenches	
Applications & suitability	: Light Furniture, cabinet assembly packaging, flooring, paneling, Trim and molding, light framing	
Actuating system	: Contact actuation ∇	
Trigger device	: Finger pressure activation.	
Filling the magazine.		

- 1 Depress latch and slide back magazine cover.
- 2 Insert the nails from the side of the magazine, staples from the top of the magazine, and slide the cover closed
- 3 Ensure the magazine clips into position depressing the latch if necessary.

Declaration of Conformity

We, Basso Industry Corp.,
No. 24, 36th Rd., Taichung Industrial Zone,
Taichung, Taiwan ROC.

declare under our sole responsibility that the pneumatic Nailer K90GN50B

conforms with the Machinery Directive 2006/42/EC
 directive(s), its EN ISO 12100-1+A1:2009
 amendment(s) and EN ISO 12100-2+A1:2009
 standard(s) EN ISO 14121-1:2007, EN 792-13+A1: 2008
 EN 12549+A1:2008, ISO 8662-11+A1:2001

Serial number: AA03000454
 Signed: Kevin Lin
 Kevin Lin (Quality Manager)
 Date: APR. 26, 2010

Green Line-EZ

Druckluft-Combi-Nagler **Mod. K90GN50B**